


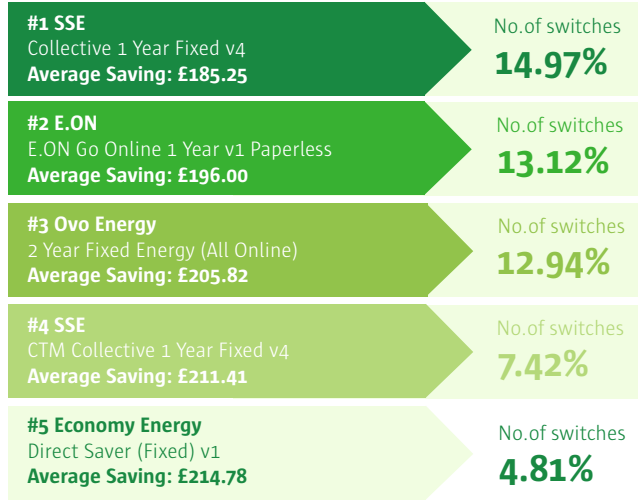
Energy Snapshot



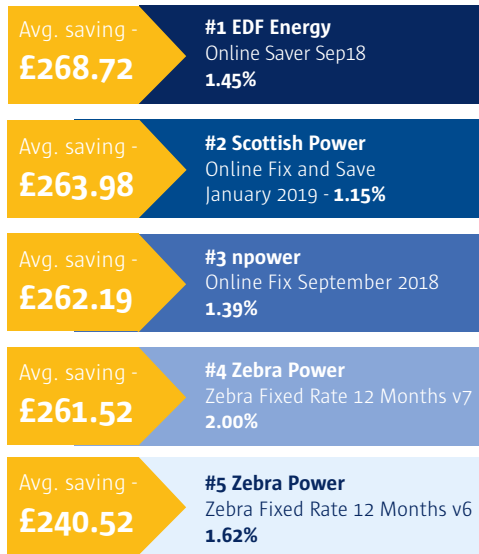
The biggest winners and losers



Most popular tariffs



Highest saving tariffs



Switches by area

Rank	region	% of switches	Average savings
1	South East	13.48%	£200.89
2	North West	11.62%	£186.60
3	Yorkshire & The Humber	10.48%	£179.58
4	South West	10.47%	£185.86
5	West Midlands	9.35%	£198.96
6	East Anglia	9.31%	£197.46
7	Scotland	8.81%	£193.69
8	East Midlands	8.56%	£207.29
9	Greater London	7.60%	£209.86
10	North East	5.25%	£188.89

Switches by age

Person age	% of switches	Average saving
Under 21	1.50%	£172.52
21 - 24	6.44%	£149.05
25 - 29	12.06%	£151.00
30 - 39	23.66%	£185.38
40 - 49	20.46%	£213.25
50 - 64	22.73%	£208.06
65 - 79	10.54%	£203.32
80 +	2.61%	£239.49

Tariffs ending October 2017

Affect Energy

- Fixed Saver October 2017

Co-operative Energy

- Fix for Longer October 2017
- Co-op Online October 2017
- Co-op Online Paper Bills October 2017
- Fixed October 2017
- Fixed October 2017 Paper Billing
- Co-op online October 2017 V2

EDF Energy

- Blue+Price Protection Oct17
- Blue+Fixed Prepay October 2017
- Simply Fixed October 2017
- Simply Fixed October 2017V2

extraenergy

- Bright Fixed Price Oct 2017 v1
- Clear Fixed Price Oct 2017 v1
- Fresh Fixed Price Oct 2017 v1
- Sunshine Collective Fixed Price Oct 2017 v1

first:utility

- First Fixed October 2017 Online
- First Fixed October 2017 v2 Online

iSupplyEnergy

- iFix October 2017

npower

- Online Price Fix October 2017
- Fix and Flicks October 2017

PFP Energy

- Together - October 2017 - fixed 36 Paperless
- Together - October 2017 - fixed 36 Paper Billing

Sainsbury's Energy

- Price Freeze October 2017
- Price Promise October 2017
- Fixed Price October 2017