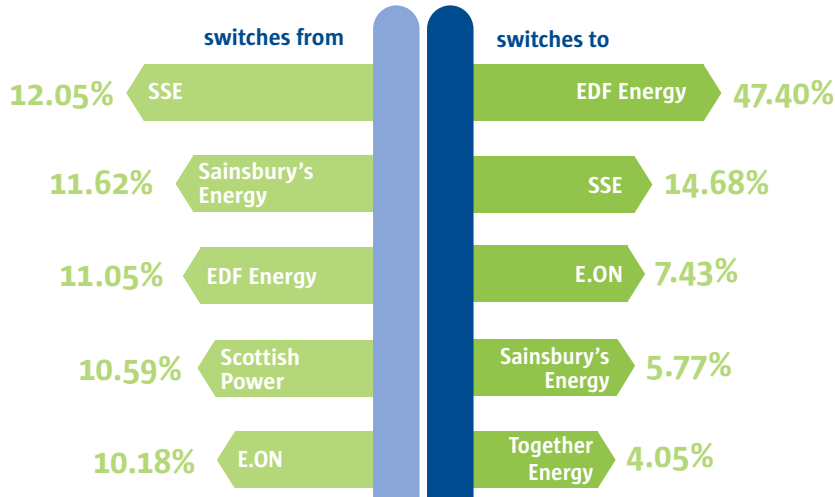


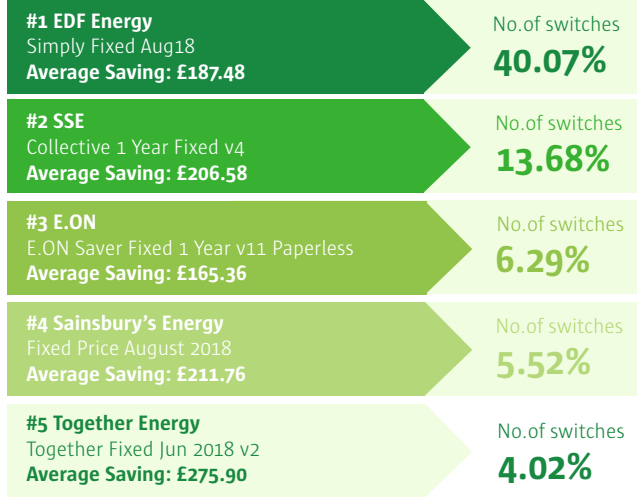
# Energy Snapshot



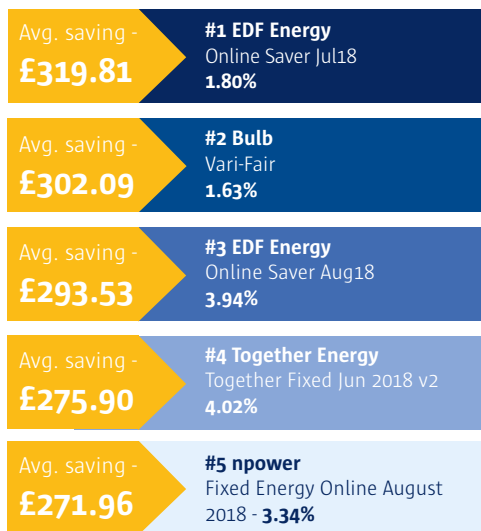

## The biggest winners and losers



## Most popular tariffs



## Highest saving tariffs




## Switches by area

Rank	region	% of switches	Average savings
1	North West	12.34%	£216.02
2	South East	11.20%	£206.22
3	Yorkshire & The Humber	9.92%	£194.84
4	South West	9.50%	£187.02
5	East Midlands	9.04%	£214.02
6	Scotland	8.96%	£194.64
7	West Midlands	8.91%	£206.63
8	East Anglia	8.21%	£204.39
9	North East	5.14%	£194.01
10	Wales	5.07%	£209.22

## Switches by age

Person age	% of switches	Average saving
Under 21	1.46%	£211.23
21 - 24	7.06%	£159.36
25 - 29	13.14%	£160.34
30 - 39	23.13%	£187.52
40 - 49	18.66%	£220.87
50 - 64	22.60%	£218.15
65 - 79	10.95%	£223.91
80 +	2.99%	£241.81



## Tariffs ending August 2017

### Affect Energy

- Fixed Saver August 2017

### Better Energy

- Online Fixed Aug17
- Postal Fixed Aug17

### EDF Energy

- Blue+Price Protection Aug17

### extraenergy

- Fresh Fixed Price Aug 2017 v1

### first:utility

- iSave Fixed August 2017
- iSave Fixed August 2017 v2
- First Fixed August 2017
- First Fixed August 2017 v5 Full Service

- First Fixed August 2017 v6 ONLINE ONLY

### iSupplyEnergy

- iFix August 2017 v2

### npower

- Online Price Fix August 2017
- Fixed Energy Online August 2017
- MSM Collective Fix August 2017

### Sainsbury's Energy

- Price Freeze August 2017
- Price Promise August 2017
- Fixed Price August 2017

### Scottish Power

- Online Fixed Price Energy August 2017