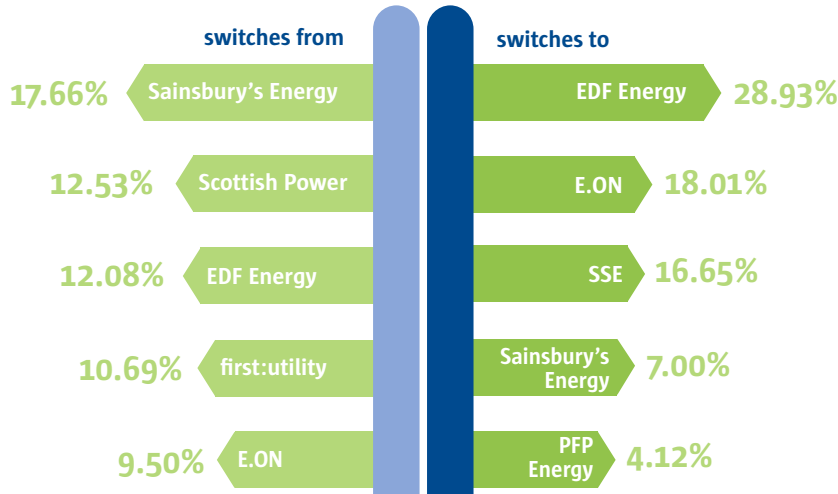


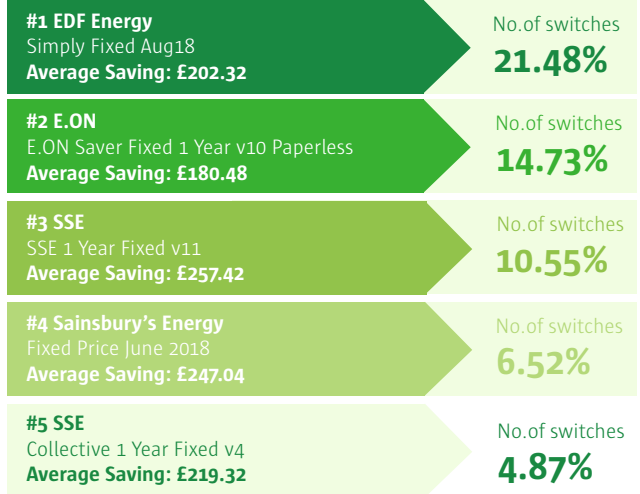
Energy Snapshot



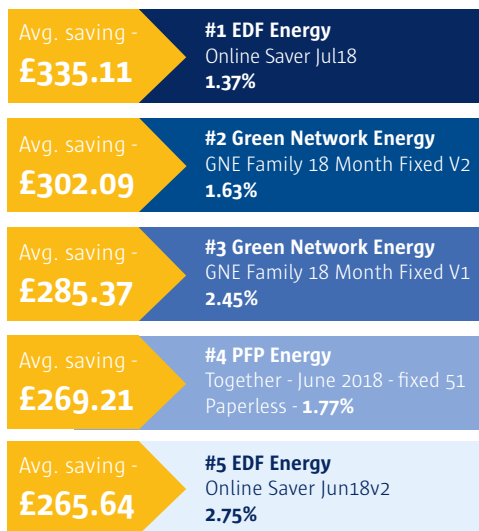

The biggest winners and losers



Most popular tariffs



Highest saving tariffs



Switches by area

Rank	region	% of switches	Average savings
1	North West	12.34%	£218.26
2	South East	12.21%	£207.11
3	Yorkshire & The Humber	9.85%	£209.31
4	South West	9.09%	£197.76
5	West Midlands	9.07%	£221.58
6	Scotland	9.06%	£203.58
7	East Anglia	8.74%	£221.22
8	East Midlands	7.92%	£220.49
9	North East	5.71%	£218.01
10	Wales	5.12%	£219.86

Switches by age

Person age	% of switches	Average saving
Under 21	0.85%	£205.04
21 - 24	5.57%	£158.34
25 - 29	12.56%	£169.63
30 - 39	24.12%	£203.88
40 - 49	20.49%	£233.72
50 - 64	22.83%	£231.50
65 - 79	11.09%	£229.49
80 +	2.48%	£219.53

Tariffs ending July 2017

Affect Energy

- Fixed Saver July 2017

Better Energy

- Online Fixed July17
- Postal Fixed July17

EDF Energy

- Blue+Price Freeeeze July 2017
- Blue+Price Promise July 2017

- Blue+Price Promise July 2017 v2
- Blue+Price Protection Jul17
- Blue+Price Protection Jul17v2

first:utility

- First Fixed July 2017
- First Fixed July 2017 Full Service
- First Fixed July 2017 v9 + £100 Reward

- First Fixed July 2017 v11 + 75 Rewards ONLINE ONLY

GnERGY

- Fixed July 2017

npower

- Online Price Fix July 2017

Sainsbury's Energy

- Price Freeze July 2017

- Price Promise July 2017

- Fixed Price July 2017

Scottish Power

- Online Fixed Price Energy June 2017/June 2017