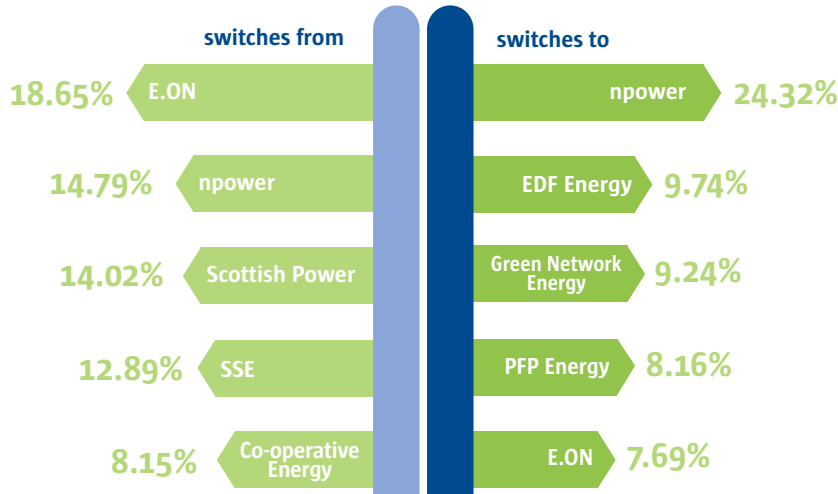


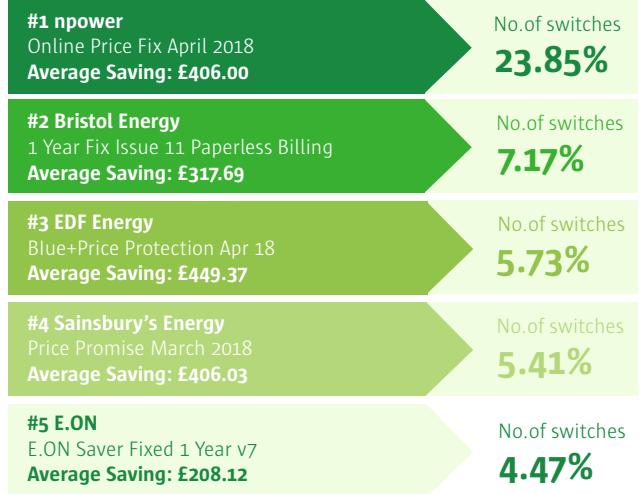
Energy Snapshot



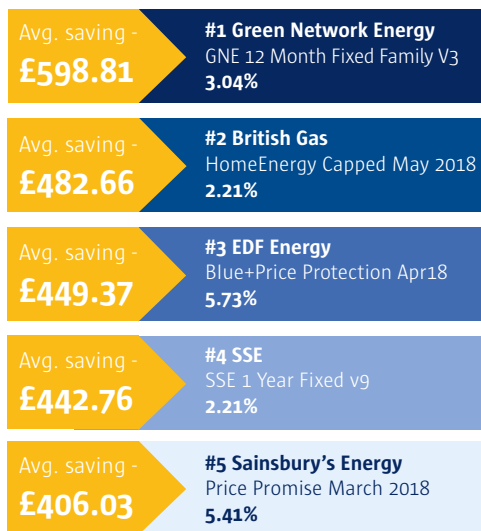

The biggest winners and losers



Most popular tariffs



Highest saving tariffs




Switches by area

Rank	region	% of switches	Average savings
1	South East	15.94%	£403.04
2	North West	12.56%	£367.14
3	East Anglia	10.26%	£330.23
4	Yorkshire & The Humber	9.45%	£340.32
5	South West	9.28%	£313.05
6	East Midlands	9.07%	£322.81
7	Scotland	8.64%	£296.98
8	West Midlands	8.43%	£304.39
9	Greater London	6.66%	£323.82
10	North East	4.92%	£283.86

Switches by age

Person age	% of switches	Average saving
Under 21	0.50%	£173.90
21 - 24	3.69%	£174.61
25 - 29	9.81%	£220.18
30 - 39	22.60%	£266.52
40 - 49	23.39%	£419.68
50 - 64	26.73%	£392.86
65 - 79	10.68%	£328.71
80 +	2.59%	£359.03



Tariffs ending April 2017

Better Energy

- Online Fixed Apr17
- Postal Fixed Apr17

Co-operative Energy

- Fixed April 2017
- Fixed April 2017 Paper Billing

EDF Energy

- Blue+Price Promise April 2017

first:utility

- iSave Fixed v17 April 2017
- First Fixed April 2017

Flow energy

- Generate 1
- Connect 6

GnERGY

- Fixed April 2017

iSupplyEnergy

- iFix March 2017 v3

npower

- Intelligent Fix April 2017
- Price Fix April 2017
- Feel Good Fix April 2017
- Home Safe Fix April 2017
- Fixed Energy Online April 2017

- Online Fix April 2017

- Online Fixed Energy April 2017

Sainsbury's Energy

- Fix and Reward April 2017

Scottish Power

- Help Beat Cancer Fixed Price Energy April 2017