


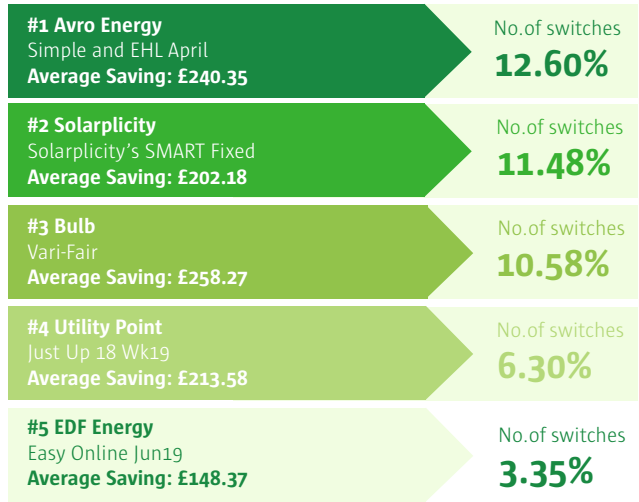
Energy Snapshot



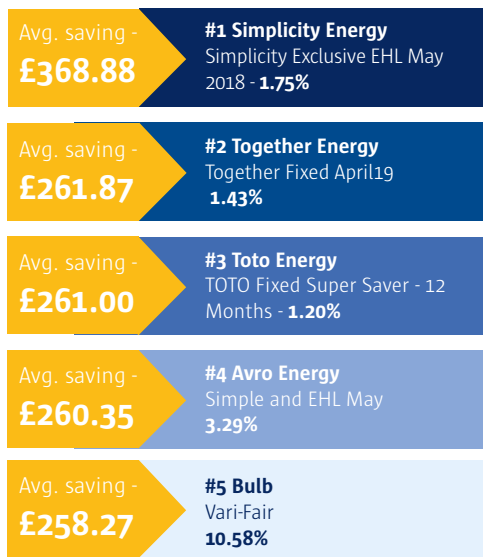

The biggest winners and losers



Most popular tariffs



Highest saving tariffs




Switches by area

Rank	region	% of switches	Average savings
1	South East	13.74%	£179.90
2	North West	12.99%	£197.42
3	Yorkshire & The Humber	10.62%	£178.38
4	South West	9.93%	£187.09
5	East Anglia	9.67%	£198.32
6	West Midlands	9.48%	£207.53
7	Scotland	7.99%	£178.71
8	East Midlands	7.80%	£206.88
9	Greater London	7.01%	£207.43
10	North East	5.43%	£214.19

Switches by age

Person age	% of switches	Average saving
Under 21	0.65%	£162.19
21 - 24	5.12%	£133.49
25 - 29	11.80%	£153.58
30 - 39	23.09%	£182.40
40 - 49	19.25%	£206.26
50 - 64	24.09%	£214.27
65 - 79	12.96%	£199.02
80 +	3.04%	£215.72



Tariffs ending June 2018

- Affect Energy**
 - Fixed Until May 2018
- Better Energy**
 - Online Fixed 1 Jun 18
 - Postal Fixed 1 Jun 18
- British Gas**
 - HomeEnergy Fixed Jun 2018
- EDF Energy**
 - Blue+Price Freeeze June 2018
 - Blue+Fixed Prepay June 2018
 - Blue+Fixed Price June 2018
 - Blue+Price Protection Jun18
 - Blue+Price Protection Jun18v2
 - Online Saver Jun18
 - Online Saver Jun18v2
- ENGIE**
 - ENGIE Fixed June 18 Paper Billing
 - ENGIE Fixed June 18 Paperless
 - Green Fixed June 18 Paper Billing
 - Green Fixed June 18 Paperless
 - ENGIE Fixed June 18 v2 Paper Billing
 - ENGIE Fixed June 18 v2 Paperless
 - Green Fixed June 18 v2 Paper Billing
 - Green Fixed June 18 v2 Paperless
- Extra Energy**
 - Clear Fixed Price June 2018 v1
- first:utility**
 - iControl Fixed June 2018
 - First Fixed June 2018
 - First Fixed June 2018 plus
 - First Fixed June 2018 v3
 - Super League Rewards Plus June 2018
 - First Fixed June 2018 v4
 - First Fixed June 2018 v5 plus
- Home Services Fixed June 2018 Online**
 - Home Services Fixed June 2018 Full Services
 - Home Services Fixed June 2018 v2 Online
 - Home Services Fixed June 2018 v2 Full Service
- Flow Energy**
 - Flow Fixed July 2018
- GnERGY**
 - Fixed June 2018 v2
 - Fixed June 2018 v1
- npower**
 - Feel Good Fix June 2018
- PFP Energy**
 - Together - June 2018 - fixed 47 Paperless
 - Together - June 2018 - fixed 47 Paper Billing
 - Together - June 2018 - fixed 48 Paperless
 - Together - June 2018 - fixed 48 Paper Billing
 - Together - June 2018 - fixed 50 Paperless
- Together - June 2018 - fixed 50 Paper Billing**
 - Together - June 2018 - fixed 51 Paperless
 - Together - June 2018 - fixed 51 Paper Billing
- Sainsbury's Energy**
 - Fixed Price June 2018
- Scottish Power**
 - Help Beat Cancer Fixed Price Energy Jun 2018
 - Help Beat Cancer Fixed Price Energy Jun2018 Online
 - Online Fixed Price Energy June 2018
 - Online Fixed Price Energy June 2018 v2
 - Online Fixed Price Energy June 2018 v3
 - Online Fixed Saver June 2018
 - Online Fix and Save June 2018
- Spark Energy**
 - Spark Protected (June 2018)

Average savings based on usage information entered by comparethemarket.com customers during May 2018. Achievable savings can vary among customers depending on individual household usage.