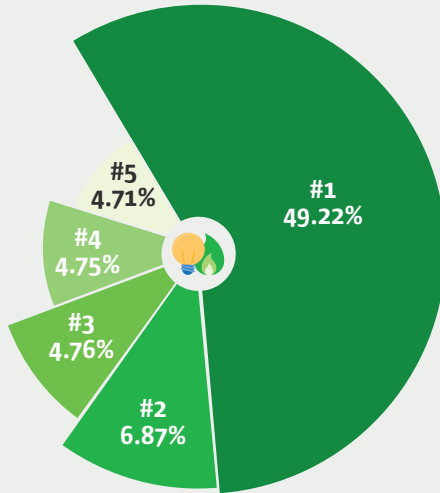


Energy Snapshot

August 2016

Most popular tariffs - % of switches


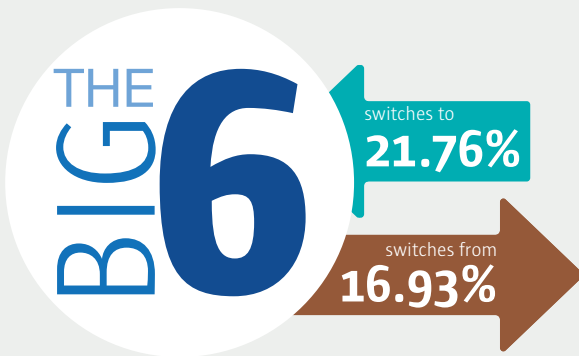
- #1 SSE**
SSE 1 Year Fixed v8
£449.49
- #2 Scottish Power**
Online Fixed Price Energy
August 2017 - £183.91
- #3 NPower**
Fixed Energy Online August
2017 - £582.66
- #4 NPower**
Online Price Fix September
2017 - £343.44
- #5 NPower**
Online Fix September 2017
£437.65



Highest saving tariffs

- #1 Flow Energy**
Connect 8
1.45%
Avg. saving - **£834.33**
- #2 Sainsbury's Energy**
Fixed Price August 2017
1.92%
Avg. saving - **£717.02**
- #3 SSE**
SSE 1 Year Fixed v8 Paper Billing
4.76%
Avg. saving - **£582.66**
- #4 SSE**
SSE 1 Year Fixed v8
49.22%
Avg. saving - **£449.49**
- #5 NPower**
Fixed Energy Online
August 2017 - 4.71%
Avg. saving - **£437.65**

Biggest winners & losers



Switches by age

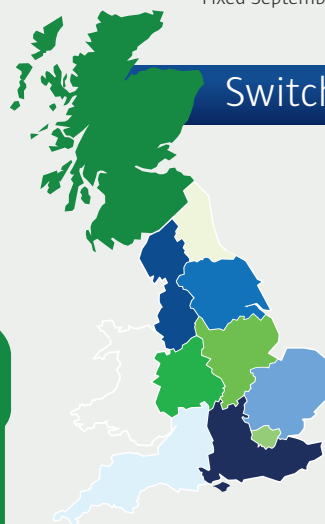
Person age	% of switches	Average saving
Under 21	1.85%	£323.38
21 - 24	7.69%	£218.24
25 - 29	13.92%	£283.89
30 - 39	25.62%	£327.44
40 - 49	20.99%	£468.09
50 - 64	20.44%	£520.12
65 - 79	7.70%	£537.53
80 +	1.79%	£708.29



Tariffs ending September 2016

- Better Energy**
 - Online Fixed Sep 16
- British Gas**
 - Fix and Reward September 2016
- EDF Energy**
 - Blue+Fixed Price September 2016
- Extra Energy**
 - Secure Long Term Fixed Price Sept 2016 v1
 - Fresh Fixed Price Sept 2016 v1
 - Fresh Fixed Price Sept 2016 v2
- first:utility**
 - iSave Fixed v21 September 2016
- Gnergy**
 - Fixed September 2016 v1
- iSupplyEnergy**
 - iFix September 2016
 - iFix Direct September 2016
- M&S Energy**
 - Fix & More Sep 16 Paperless Billing
 - Fix & More Sep 16 Paper Billing
- npower**
 - Price Fix September 2016
 - Price Protector September 2016
- Sainsbury's Energy**
 - Fixed Price September 2016
- Scottish Power**
 - Help Beat Cancer Fixed Price Energy September 2016
 - Help Beat Cancer Fixed Price Energy Sep 2016 Online
 - Online Fixed Price Energy September 2016

Switches by area



Rank	region	% of switches	Average savings
1	South East	14.28%	£469.27
2	North West	12.82%	£421.18
3	Yorkshire & The Humber	10.32%	£427.65
4	East Anglia	10.03%	£529.99
5	South West	9.27%	£307.79
6	Scotland	8.85%	£402.08
7	West Midlands	8.53%	£388.60
8	East Midlands	8.38%	£474.38
9	Greater London	8.09%	£278.15
10	North East	4.98%	£396.80