

Energy Snapshot

July 2016

Most popular tariffs - % of switches

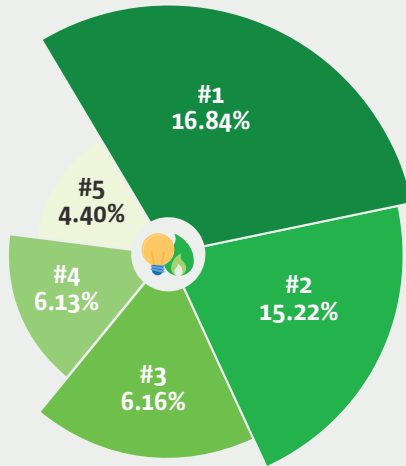
#1 SSE
Collective 1 Year Fixed v2
Paperless Billing - **£292.07**

#2 NPower
Online Price Fix August 2017
£437.01

#3 Flow Energy
Connect 7
£498.04

#4 Sainsbury's Energy
Fixed Price July 2017
£730.84

#5 NPower
Online Price Fix July 2017
£652.33



Highest saving tariffs

Avg. saving - **£1,374.73**
#1 Flow Energy
Connect 7
6.17%


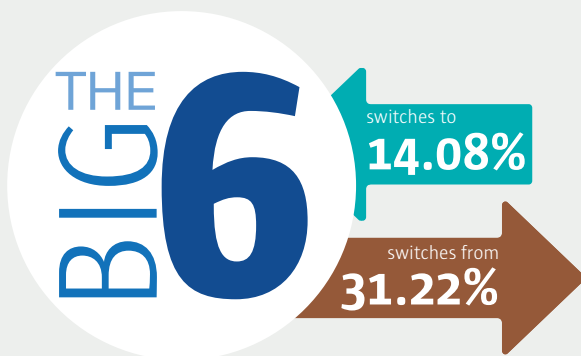
Avg. saving - **£1,206.28**
#2 Sainsbury's Energy
Fixed Price July 2017
6.15%

Avg. saving - **£1,094.81**
#3 Sainsbury's Energy
Price Promise July 2017
2.64%

Avg. saving - **£852.53**
#4 NPower
Feel Good Fix April 2018
3.64%

Avg. saving - **£724.80**
#5 Octopus Energy
Octopus 12M Fixed
1.57%

Biggest winners & losers



Switches by age

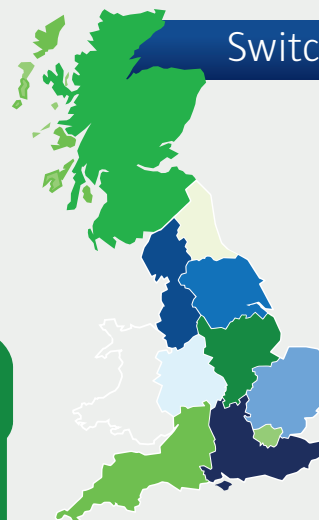
Person age	% of switches	Average saving
Under 21	2.23%	£266.45
21 - 24	8.07%	£241.79
25 - 29	14.65%	£234.80
30 - 39	25.84%	£386.64
40 - 49	19.19%	£439.95
50 - 64	20.42%	£613.21
65 - 79	7.71%	£503.55
80 +	1.89%	£382.15



Tariffs ending August 2016

- | Provider | Tariff |
|---------------------|---------------------------------------|
| British Gas | Fixed Price August 2016 |
| Co-operative Energy | Fixed August 2016 |
| | Fixed August 2016 Paper Billing |
| first:utility | iSave Fixed August 2016 |
| iSupplyEnergy | iFix August 2016 |
| | iFix Direct August 2016 |
| npower | Online Price Fix August 2016 |
| Sainsbury's Energy | Price Promise August 2016 |
| | Price Freeze August 2016 |
| | Fixed Price August 2016 |
| Scottish Power | Online Fixed Price Energy August 2016 |

Switches by area



Rank	region	% of switches	Average savings
1	South East	13.44%	£393.59
2	North West	13.42%	£535.83
3	Yorkshire & The Humber	11.20%	£409.20
4	East Anglia	9.31%	£427.23
5	West Midlands	9.03%	£381.75
6	East Midlands	8.78%	£424.27
7	Scotland	8.76%	£354.20
8	South West	8.55%	£408.30
9	Greater London	7.42%	£511.50
10	North East	5.44%	£342.60