



Energy Snapshot

October 2016



Most popular tariffs - % of switches

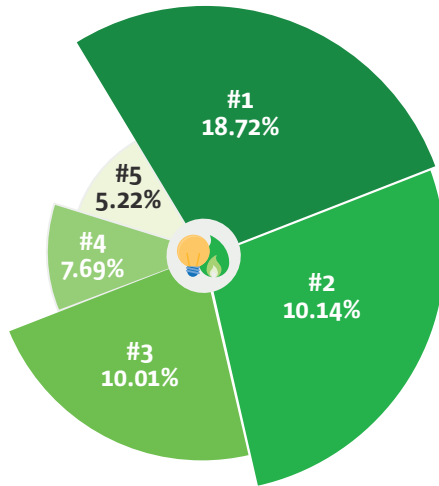
#1 SSE
Exclusive 1 Year Fixed
£238.00

#2 EDF Energy
Simply Fixed October 2017 V2
£277.99

#3 Sainsbury's Energy
Fixed Price October 2017
£518.07

#4 E.ON
E.ON Saver Plus Fixed 1 Year
v4 Paperless - £592.65

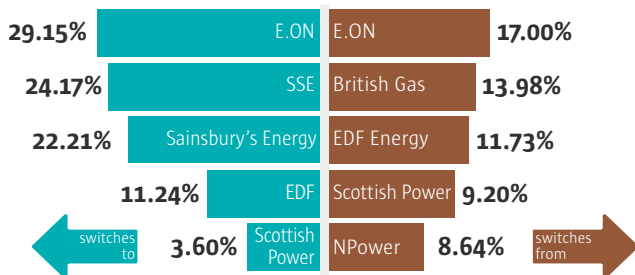

#5 E.ON
E.ON Saver Plus Fixed 1 Year
v3 Paperless - £442.66



Highest saving tariffs

Avg. saving - £791.55	#1 Sainsbury's Energy Price Promise October 2017 - 2.77%
Avg. saving - £623.53	#2 E.ON E.ON Saver Plus Fixed 1 Year v2 Paperless - 2.97%
Avg. saving - £619.85	#3 E.ON E.ON Saver Plus Fixed 1 Year v5 Paperless - 5.00%
Avg. saving - £592.65	#4 E.ON E.ON Saver Plus Fixed 1 Year v4 Paperless - 7.69%
Avg. saving - £518.07	#5 Sainsbury's Energy Fixed Price October 2017 - 10.01%

Biggest winners & losers



Switches by age

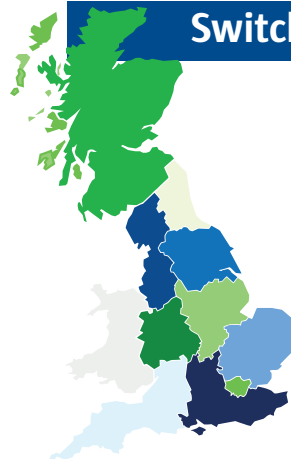
Person age	% of switches	Average saving
Under 21	0.76%	£229.04
21 - 24	5.55%	£214.36
25 - 29	12.12%	£247.18
30 - 39	24.58%	£332.30
40 - 49	23.34%	£420.20
50 - 64	23.27%	£444.91
65 - 79	9.54%	£426.35
80 +	1.84%	£584.12



Tariffs ending November 2016

British Gas	npower
• Fix and Fall November 2016	• Online Price Fix November 2016
EDF Energy	• Price Fix November 2016
• Blue +Price Freeeze November 2016	Places for people energy
• Blue+Price Promise November 2016	• Fair, Simple, Clear Paperless/ Fair, Simple, Clear 19 Paperless
Extra Energy	• Together - November 2016 - fixed 24
• Bright Fixed Price Nov 2016 v1	• Together - November 2016 - fixed 25 Paperless
• Clear Fixed Price Nov 2016 v1	• Together - November 2016 - fixed 25 Paper Billing
• Fresh Fixed Price Nov 2016 v1	• Together - December 2016 - fixed 26 Paperless
• Fresh Fixed Price Nov 2016 v2	• Together - December 2016 - fixed 26 Paper Billing
• Bright Fixed Price Nov 2016 v2	Sainsbury's Energy
• Clear Fixed Price Nov 2016 v2	• Price Promise November 2016
• Fresh Fixed Price Nov 2016 v3	• Fixed Price November 2016
Gnergy	Scottish Power
• Fixed November 2016 v1	• Online Fixed Price Energy November 2016
iSupplyEnergy	SSE
• Standard Variable Evergreen	• Standard Paper billing
• iFix Direct November 2016	
M&S Energy	
• Fix & More Nov 16 Paperless Billing	
• Fix & More Nov 16 Paper Billing	

Switches by area



Rank	region	% of switches	Average savings
1	South East	14.33%	£358.12
2	North West	12.79%	£496.96
3	Yorkshire & The Humber	10.14%	£404.28
4	East Anglia	10.03%	£388.60
5	South West	9.46%	£309.01
6	West Midlands	9.15%	£363.20
7	Scotland	8.85%	£323.62
8	Greater London	8.13%	£321.96
9	East Midlands	8.07%	£385.38
10	North East	4.62%	£374.47