

# Energy Snapshot

## September 2016

### Most popular tariffs - % of switches

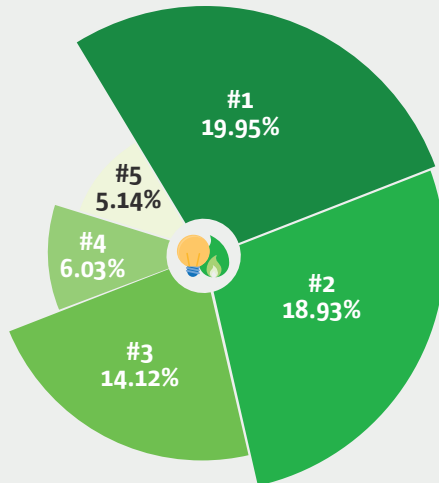
**#1 SSE**  
Exclusive 1 Year Fixed  
**£255.79**

**#2 SSE**  
1 Year Fixed v8  
**£327.67**

**#3 E.ON**  
Saver Fixed 1 Year v1  
Paperless - **£416.21**

**#4 E.ON**  
Saver Plus Fixed 1 Year v2  
Paperless - **£761.54**

**#5 Sainsbury's Energy**  
Fixed Price September 2017  
**£669.66**



### Highest saving tariffs

Avg. saving -  
**£1,090.77**  
**#1 Sainsbury's Energy**  
Price Promise September 2017  
4.65%


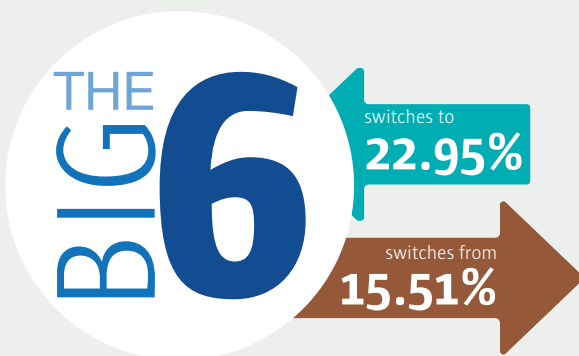
Avg. saving -  
**£761.54**  
**#2 E.ON**  
Saver Plus Fixed 1 Year v2 Paperless  
6.03%

Avg. saving -  
**£669.66**  
**#3 Sainsbury's Energy**  
Fixed Price September 2017  
5.14%

Avg. saving -  
**£636.60**  
**#4 E.ON**  
Saver Plus Fixed 1 Year v1  
Paperless - 4.22%

Avg. saving -  
**£416.21**  
**#5 E.ON**  
Saver Fixed 1 Year v1  
Paperless - 14.12%

### Biggest winners & losers



### Switches by age

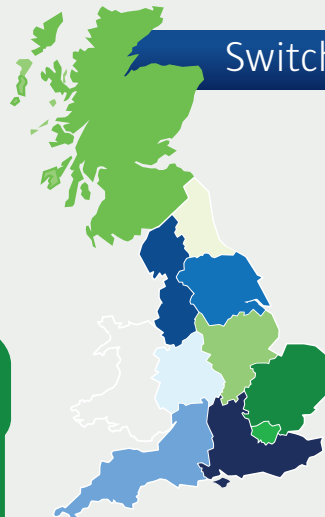
Person age	% of switches	Average saving
Under 21	2.30%	£286.52
21 - 24	7.48%	£249.84
25 - 29	13.38%	£234.91
30 - 39	25.75%	£309.94
40 - 49	20.93%	£491.30
50 - 64	20.28%	£514.75
65 - 79	8.17%	£463.07
80 +	1.71%	£640.36



### Tariffs ending October 2016

Provider	Tariff
<b>Better Energy</b>	• Online Fixed Oct16
<b>Co-operative Energy</b>	• Fair & Square October 2016
<b>EDF Energy</b>	• Blue+Fixed Prepay October 2016
<b>first:utility</b>	• iSave Fixed v28 October 2016 • iSave Fixed October 2016 • iSave Fixed October 2016 v2
<b>Flow energy</b>	• Connect 2 • Connect 3
<b>iSupplyEnergy</b>	• iFix October 2016 • iFix Direct October 2016
<b>npower</b>	• Intelligent Control October 2016 • Online Price Fix October 2016 • Fixed Energy Online October 2016
<b>Sainsbury's Energy</b>	• Price Promise October 2016 • Price Freeze October 2016 • SE Fixed Price October 2016
<b>Scottish Power</b>	• Online Fixed Price Energy October 2016

### Switches by area



Rank	Region	% of switches	Average savings
1	South East	14.42%	£406.22
2	North West	12.30%	£400.45
3	Yorkshire & The Humber	10.57%	£558.73
4	South West	9.48%	£278.91
5	West Midlands	9.13%	£344.12
6	East Anglia	8.90%	£308.13
7	Greater London	8.55%	£400.01
8	Scotland	8.48%	£343.06
9	East Midlands	7.78%	£465.51
10	North East	5.51%	£408.00