


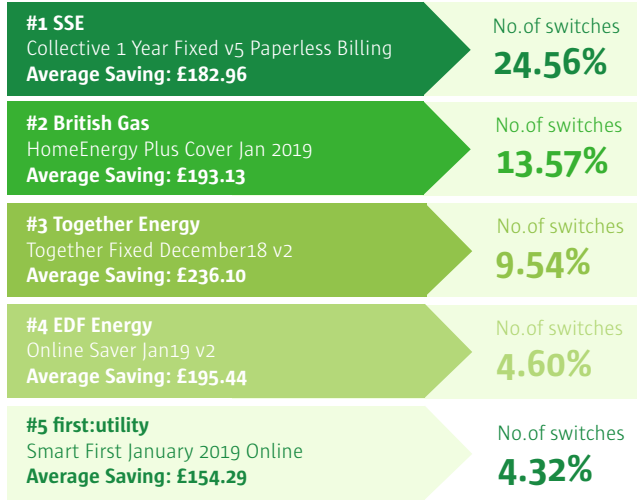
Energy Snapshot



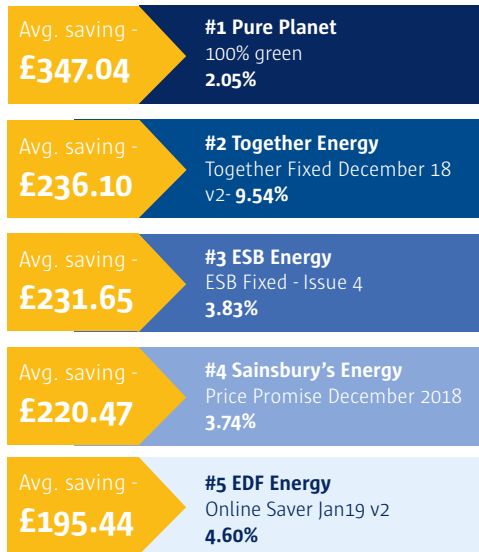
The biggest winners and losers



Most popular tariffs



Highest saving tariffs



Switches by area

Rank	region	% of switches	Average savings
1	South East	13.33%	£189.89
2	North West	12.92%	£189.64
3	South West	10.27%	£180.30
4	Yorkshire & The Humber	9.85%	£188.10
5	East Anglia	9.55%	£172.61
6	West Midlands	9.30%	£175.05
7	Scotland	8.20%	£169.14
8	East Midlands	8.10%	£186.41
9	Greater London	7.84%	£188.53
10	Wales	5.45%	£181.08

Switches by age

Person age	% of switches	Average saving
Under 21	0.91%	£131.11
21 - 24	6.33%	£129.60
25 - 29	13.64%	£136.88
30 - 39	24.39%	£168.29
40 - 49	19.50%	£199.79
50 - 64	22.75%	£206.68
65 - 79	10.28%	£201.20
80 +	2.19%	£213.17

Tariffs ending January 2017

Better Energy

- Online Fixed 1 Jan 18
- Postal Fixed 1 Jan 18

British Gas

- HomeEnergy Connected Kit Jan 2018

EDF Energy

- Blue+Price Freeezeze January 2018
- Blue+Price Protection Jan 18

extraenergy

- Fresh Fixed Price Jan 2018 v1
- Santa's Saver Fixed Price Jan 2018 v1
- Fresh Fixed Price Jan 2018 v2

first:utility

- iSave Fixed v31 January 2018
- iSave Fixed v34 January 2018
- iControl Fixed v38 January 2018
- NSPCC First
- First Fixed January 2018
- First Fixed January 2018 v2 Online
- First Fixed January 2018 v3 Full Service
- First Fixed January 2018 v4 Online

npower

- Online Price Fix January 2018
- Online Fix January 2018

PFP Energy

- Together - January 2018 - fixed 41 Paperless
- Together - January 2018 - fixed 41 Paper Billing
- Together - January 2018 - fixed 42 Paperless
- Together - January 2018 - fixed 42 Paper Billing

Sainsbury's Energy

- Fixed Price January 2018

ScottishPower

- Fixed Price Energy January 2018
- Fixed Price Energy January 2018 Online
- Help Beat Cancer Fixed Price Energy Jan 2018
- Help Beat Cancer Fixed Price Energy Jan 2018 Online

Utility Warehouse

- Double Gold Fixed Price v11