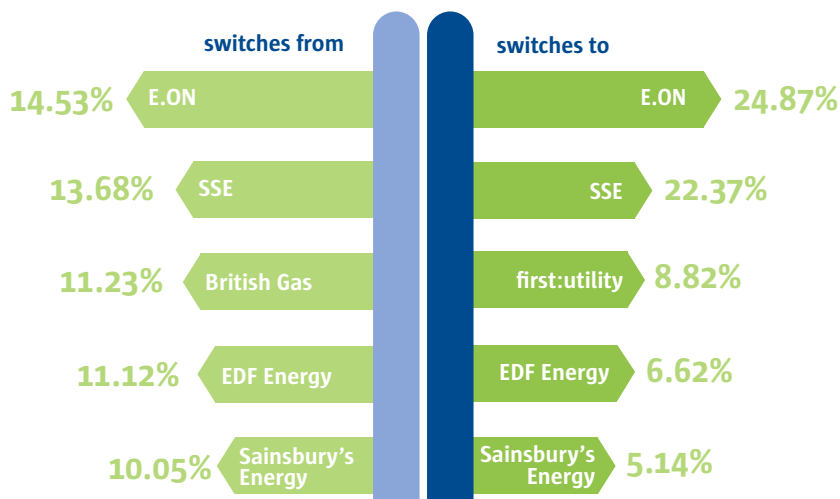


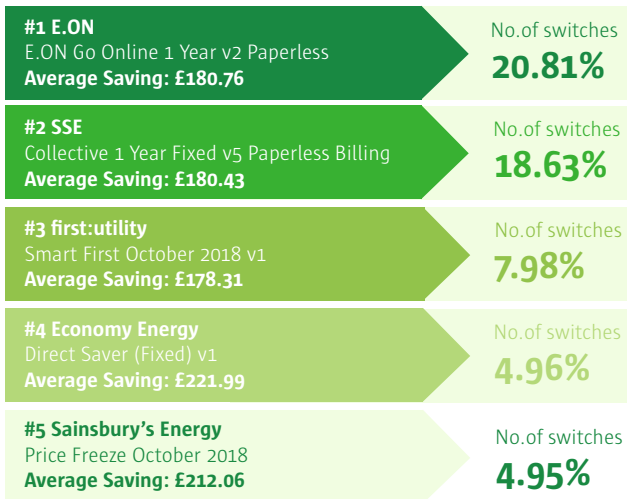
Energy Snapshot



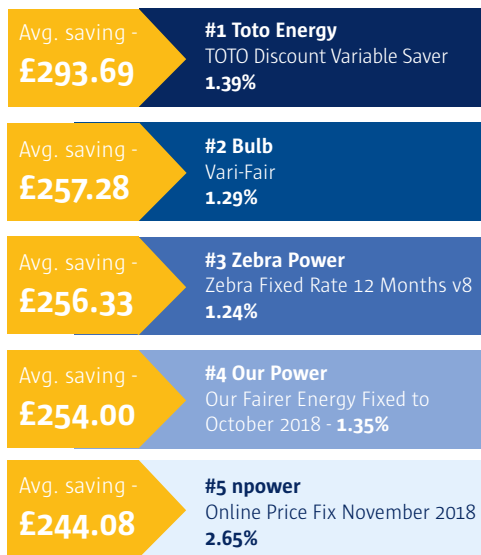

The biggest winners and losers



Most popular tariffs



Highest saving tariffs




Switches by area

Rank	region	% of switches	Average savings
1	South East	13.13%	£196.16
2	North West	12.41%	£183.15
3	South West	10.05%	£181.78
4	Yorkshire & The Humber	9.94%	£178.23
5	East Anglia	9.24%	£187.32
6	West Midlands	9.23%	£183.67
7	East Midlands	8.53%	£191.09
8	Greater London	8.46%	£182.09
9	Scotland	8.34%	£181.43
10	Wales	5.56%	£180.78

Switches by age

Person age	% of switches	Average saving
Under 21	0.94%	£164.95
21 - 24	6.33%	£143.15
25 - 29	12.45%	£145.41
30 - 39	23.77%	£174.41
40 - 49	20.08%	£196.94
50 - 64	22.93%	£202.32
65 - 79	10.90%	£199.60
80 +	2.60%	£217.81



Tariffs ending November 2017

British Gas

- HomeEnergy Capped Nov 2017
- HomeEnergy Reward Nov 2017

EDF Energy

- Blue+Price Freeeeze November 2017
- Blue+Fixed Prepay November 2017

first:utility

- First Fixed November 2017

- First Fixed November 2017 v2 Online
- First Fixed November 2017 v3 Full Service

npower

- Online Fix November 2017
- Protect and Fix November 2017

Sainsbury's Energy

- Price Freeze November 2017
- Price Promise November 2017

ScottishPower

- Help Beat Cancer Fixed Price Energy Nov 2017
- Help Beat Cancer Fixed Price Energy Nov2017 Online
- Online Fixed Price Energy November 2017
- Online Fixed Saver November 2017